

# 23 | W4

## Today's Suggested Schedule—March 2026, Week 4

**Bible Story:** Mary and Martha • Luke 10:38-42

**Bottom Line:** Make time for Jesus first.

**Monthly Memory Verse:** *Don't do anything only to get ahead. Don't do it because you are proud. Instead, be humble. Value others more than yourselves.* • Philippians 2:3 Nlrv

### **Prelude: Setting the Tone for the Experience**

See the **Getting Ready** pages at the end of this document for a detailed description of what you'll need for today.

In the **Prelude** folder of your curriculum, you'll find a variety of other resources to help you prepare.

Check out our Pinterest page here <https://bit.ly/447HSZi> for a visual on some of the activities.

Note: This leader guide is created with inclusion in mind. It supports children with learning differences, disabilities, or special needs as they participate alongside their peers. Look for the highlighted sections for extra tips to help welcome and include every child. For more resources, check out our free *A Place at the Table* course with Kim Botto and EveryChild Curriculum. ([joinamazing.com/everychild](https://joinamazing.com/everychild))

### **Small Group (15 minutes)**

#### **Social: Providing Time for Fun Interaction**

Opening Activity

### **Large Group (35 minutes)**

#### **Story: Communicating God's Truth in Engaging Ways**

#### **Worship: Inviting People to Respond to God**

Opener

Worship

Bible Story (sections about God's Big Story are listed as optional)

Prayer

### **Small Group (25 minutes)**

#### **Groups: Creating a Safe Place to Connect**

Bible Story Review: Parachute Story

Application Activity: Jesus Above All

Memory Verse Activity: Quiet Line Up

Prayer Activity: Pray and Dismiss

### **Home: Prompting Action Beyond the Experience**

Parent Cue Card (Print or Email)

Devotionals for Kids

Parent Cue App



### **Bible Story**

Mary and Martha • Luke 10:38-42

### **Conversation Starter**

How can you make time for Jesus?

### **Bottom Line**

Make time for Jesus first.

### **Monthly Memory Verse**

*Don't do anything only to get ahead. Don't do it because you are proud. Instead, be humble. Value others more than yourselves.* • Philippians 2:3 Nlrv

5 min

# Social

5 min

## 23 Social Activity | Made to Explore

### What You Need

 Offering container



1

### EveryChild Tips

- *Ensure the space is safe for any physical tricks and provide spotter support.*
- *Emphasize that any "trick" is great. The goal is participation and fun, not performance.*

### What You Do:

- Welcome the kids by name with a high five or fist bump!
- Invite the kids who brought an offering to put it in the offering container.
- Ask for a volunteer who can do something "upside down."
- Let them show the group. They might do a somersault, a simple bridge (crab walk), or even try a handstand against a wall with your help.
- Applaud their fun trick.
- Ask: "Does anyone else have a fun trick they can do?" (It doesn't have to be upside down.)
- Let a few kids share a special talent, like wiggling their ears, hopping on one foot for a long time, or making a funny face.
- Celebrate all their unique abilities because God made everyone unique and wonderful!

### What You Say:

"Those were amazing tricks! It's so fun to see all the incredible things you can do. God made you each so unique and wonderful! God made us so that we can all do a lot of different things! Today we are going to hear a true story from the Bible about two sisters named Mary and Martha. They both chose to do different things when Jesus came to their house.

**[Transition] In our Bible Story today, Jesus shows us that the most important thing to do is to be with Him. Let's go learn more!"**





5 min

# Bible Story Review

5 min

## 23 – Broom Relay | Made to Move

### What You Need

 Bible	1
 Brooms or dusters	1
 Crumpled-up balls of paper	2
 Floor tape	2

### What You Do:

- Read Luke 10:38-42 to the group.
- Use the floor tape to create two starting lines on one side of the room.
- Divide the group into two teams and instruct them to line up on one side of the room, behind a starting line.
- Give the first kid in each line a broom and a paper ball.
- Explain that they will have a relay race. One at a time, they are to use the broom to sweep their paper ball across the room and back.
- Then once the kid reaches their team, after sweeping the crumpled paper ball across the room and back, the next kid in line is to use the broom to do the same thing.
- The twist: When you call out, "Make time for Jesus first!," the kids are to freeze right where they are. They can only start again when you say, "Go!"
- Start the race. Shout the freeze command randomly.
- After a moment, say "Go!" and let them continue.
- Continue giving the command at random points.
- The first team to have all the kids on their team finish wins.

### What You Say:

"Great job in that race! It was hard to stop when you were in the middle of working hard, wasn't it? You really wanted to keep going so you could get to the finish line! That's kind of how Martha felt in our story. She was busy, busy, busy. She was busy trying to make the visit for Jesus and His friends wonderful. She was so busy that she got frustrated and upset. While it was good to try to make the visit special, Jesus taught Martha that there was something else that was more important—spending time with Him. Mary sat at the feet of Jesus and listened to everything Jesus had to say. She didn't want to miss time with Jesus. It's most important for all of us to **[Bottom Line] make time for Jesus first.**"






5 min

# Application Activity

5 min

## 23 – Upside Down Drawing | Made to Create

### What You Need

 Table	0
 Paper, several pieces	1
 Crayon	Several
 Tape	1
 Optional: clipboards	Several

### What You Do:

- Tell the kids they are going to draw in a very silly, “upside down” way.
- Tape several pieces of paper to the underside of a table. (If you want each kid to have their own piece of paper, tape that many pieces of paper to the underside of the table.)
- Let kids take turns lying on their backs under the table and drawing on one of the pieces of paper above them.
- Alternatively, let them lie on their backs on the floor and try to draw on a piece of paper on a clipboard held above their heads.
- Instruct them to draw a picture of themselves spending time with Jesus, maybe sitting at His feet, praying to Jesus, or reading the Bible.

### What You Say:

“That was a fun challenge! Drawing upside down is not easy! Sometimes, making time for Jesus when our schedule is already busy can feel ‘upside down.’ But Jesus told us that Mary had chosen what is better. He wants us to **[Bottom Line] make time for Jesus first**. Martha was so busy doing good things *for* Jesus that she forgot to simply spend time *with* Jesus. And Jesus said that being with Him is the most important thing. The most important priority of your life, every day, is your friendship with Jesus.”



5 min

# Memory Verse Activity

5 min

## 23 – Memory Verse Toss | Made to Move

### What You Need

-  Bibles 1
-  Soft ball or bean bag 1

### What You Do:

- Give every kid a Bible and direct them to look up Philippians 2:3.
- Demonstrate how to look up the verse using the Bible Navigation Tips below:

**Finding verses for 2-3rd graders:** Guide them to open their Bibles to the front and find the table of contents. (Hold up a Bible opened to the table of contents to show the kids what the page looks like.) When the kids find the table of contents, lead them to find the name of the book in the list. When they find the book, lead them to look at the page number beside it. Explain that the number tells them on what page they can find that book. Help the kids find the page. When they find the book, explain that the big numbers on the page are the chapter numbers. Help them find the correct chapter. Then explain that the small numbers are verse numbers. Help them find the correct verse in that chapter.

- Repeat the verse aloud several times.
- Review any words that might be unfamiliar to the kids.
- Guide the kids to put their Bibles aside.
- Invite the kids to stand in a circle.
- Start the game by tossing the soft ball (or bean bag) to a kid while you say the first word of the verse, "Don't ..."
- Instruct the kid who catches it to say the next word in the Memory Verse, "... do ..." and toss it to someone else.
- Encourage the next kid who catches it to say the next word of the Memory Verse, "... anything ..." and toss it on.
- Continue tossing the soft ball (or bean bag) around the circle, with each kid saying the next word of the Memory Verse until it's complete.
- Play several times, encouraging the kids to go faster each time.

### What You Say:

"You are getting so good at remembering that verse! Taking the time to learn verses from the Bible is important so we can always remember God's Word, wherever we are! *Don't do anything only to get ahead. Don't do it because you are proud. Instead, be humble. Value others more than yourselves. (Philippians 2:3 NIV).* When we are humble and put others first, it helps us remember that Jesus is the most important Person. We can be humble, and put Jesus first in our busy, busy schedules. It helps us remember that only one thing is needed: to **[Bottom Line] make time for Jesus first.**"



5 min

# Prayer

5 min

## 23 – Pray and Dismiss | Made to Reflect

### What You Need

-  Small, smooth rocks 1
-  Paint pens or permanent markers Several

### What To Do:

- Give each kid a rock.
- Talk about how Mary chose to sit at Jesus' feet and listen to what He said.
- Ask the kids, "When is a good time for you to sit and be quiet with Jesus this week?" (e.g., before bed, in the car on the way to school)
- Let each kid share their idea.
- Use the paint pens to draw a simple heart or cross on each kid's rock.
- Let the rocks dry for a moment.

### What You Say:

"These are your reminder rocks to take home with you! When you see this rock this week, I want you to remember your plan to spend quiet time with Jesus. You can even hold it in your hand while you talk to God. Let's remember that Jesus said what Mary chose will not be taken away from her. Mary chose to sit and spend time with Jesus. Let's pray now. "Dear God, thank You for loving us and wanting to spend time with us. Help us to be like Mary and choose to listen to You and spend time with You. Help us to find quiet moments every day this week to **[Bottom Line]** **make time for Jesus first.** We love You, and we pray these things in Jesus' name. Amen."